



Greater Las Vegas Association of REALTORS® August 2009 Statistics



	Single Family Residential Units			Condo/Townhouse Units		
AVAILABILITY AT END OF PERIOD	Aug 09	Change from Jul 09	Change from Aug 08	Aug 09	Change from Jul 09	Change from Aug 08
# of available units listed	20,999	+2.8%	-7.5%	5,508	+2.4%	+2.2%
Median list price of available units	\$ 155,000	-1.9%	-31.1%	85,000	-2.2%	-43.3%
Average list price of available units	\$ 277,591	-1.7%	-24.0%	186,115	-3.5%	-31.8%
<hr/>						
*AVAILABILITY AT END OF PERIOD	Aug 09	Change from Jul 09	Change from Aug 08	Aug 09	Change from Jul 09	Change from Aug 08
# of available units listed w/o offers	8,579	N/A	N/A	2,545	N/A	N/A
Median list price of available units w/o offers	\$ 185,000	N/A	N/A	\$ 119,000	N/A	N/A
Average list price of available units w/o offers	\$ 417,667	N/A	N/A	\$ 291,568	N/A	N/A
<hr/>						
NEW LISTINGS THIS PERIOD	Aug 09	Change from Jul 09	Change from Aug 08	Aug 09	Change from Jul 09	Change from Aug 08
# of new listings	5,104	+0.3%	-3.7%	1,271	-5.0%	+13.4%
Median price of new listings	\$ 144,900	-3.3%	-31.0%	\$ 73,500	-1.9%	-43.2%
Average price of new listings	\$ 213,419	+1.4%	-29.9%	\$ 120,580	-12.5%	-41.9%
<hr/>						
UNITS SOLD THIS PERIOD	Aug 09	Change from Jul 09	Change from Aug 08	Aug 09	Change from Jul 09	Change from Aug 08
# of units sold	3,229	-13.6%	+26.9%	810	-6.3%	+110.4%
Median price of units sold	\$ 135,500	-2.4%	-35.5%	\$ 66,288	-1.1%	-46.1%
Average price of units sold	\$ 164,693	+0.7%	-34.1%	\$ 95,521	+9.5%	-42.0%
<hr/>						
TIME ON MARKET FOR UNITS SOLD THIS PERIOD	Aug 09	Jul 09	Aug 08	Aug 09	Jul 09	Aug 08
0-30 days	55.6%	48.9%	47.5%	55.2%	48.8%	39.2%
31-60 days	13.8%	16.4%	19.0%	14.0%	15.4%	18.7%
61-90 days	9.1%	10.4%	10.9%	10.6%	10.1%	12.7%
91-120 days	6.2%	8.0%	7.3%	5.8%	9.3%	9.1%
121+ days	15.3%	16.4%	15.2%	14.4%	16.4%	20.3%
<hr/>						
TOTAL HOME SALES DOLLAR VALUE FOR UNITS SOLD THIS PERIOD	Aug 09	Change from Jul 09	Change from Aug 08	Aug 09	Change from Jul 09	Change from Aug 08
	\$ 531,794,605	-13.0%	-16.4%	\$ 77,371,991	+2.6%	+22.0%

***This new category reflects the existing market availability of listings without pending or contingent offers.**

Source: Greater Las Vegas Association of REALTORS®

For media inquiries, please call George McCabe, with B&P Public Relations, at (702) 325-7358.

DISCLAIMER: This data is based on information from the Greater Las Vegas Association of REALTORS® (GLVAR) Multiple Listing Service (MLS). This information is deemed reliable but is not guaranteed. MLS collects, compiles and distributes information about homes listed for sale by its subscribers who are real estate agents. MLS subscription is available to all real estate agents licensed in Nevada, but is not available to the general public. Not all licensed agents subscribe to the MLS. MLS does not include all new homes available or listings from non-MLS agents, nor does it include properties for sale by owner. The territorial jurisdiction of the GLVAR as a member of the National Association of REALTORS® includes Clark, Nye and Lincoln Counties, Nevada, and such other areas as from time to time may be allocated to the GLVAR by the Board of Directors of the National Association of REALTORS®.



Greater Las Vegas Association of REALTORS® August 2009 Statistics

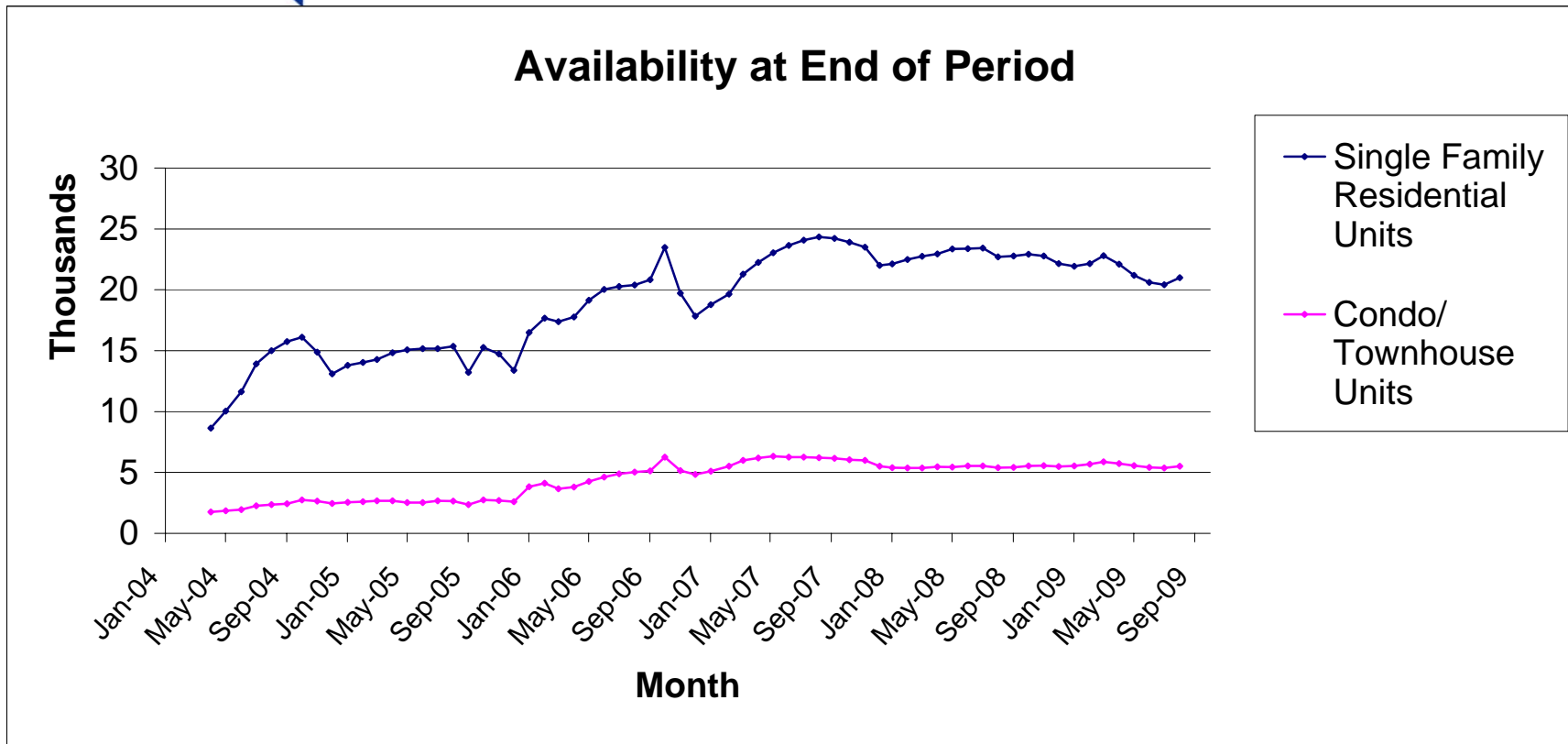
Sold Units Statistics by Area (see map)

Area	Single Family Residential Units			Condo/Townhouse Units		
	# of units sold	Median Sold Price	Average Sold Price	# of units sold	Median Sold Price	Average Sold Price
101 - North	59	\$60,000	\$58,683	9	\$37,500	\$37,156
102 - North	206	\$164,500	\$194,719	9	\$85,000	\$91,833
103 - North	483	\$122,000	\$133,579	28	\$69,000	\$73,296
201 - East	64	\$40,250	\$41,699	11	\$54,000	\$88,818
202 - East	112	\$62,500	\$67,855	33	\$29,500	\$29,816
203 - East	102	\$94,050	\$114,238	23	\$37,500	\$42,294
204 - East	186	\$95,000	\$98,947	31	\$44,900	\$58,683
301 - South	51	\$85,000	\$94,628	67	\$101,000	\$225,682
302 - South	76	\$99,500	\$112,928	77	\$75,000	\$109,019
303 - South	182	\$150,000	\$161,270	59	\$85,000	\$88,101
401 - North West	29	\$71,100	\$85,583	3	\$36,000	\$34,667
402 - North West	141	\$77,700	\$85,187	35	\$45,000	\$46,848
403 - North West	79	\$120,000	\$142,036	56	\$54,500	\$58,744
404 - North West	101	\$210,000	\$295,907	20	\$167,500	\$407,375
405 - North West	197	\$155,000	\$181,901	38	\$68,750	\$72,224
501 - South West	55	\$103,000	\$131,823	20	\$56,250	\$54,065
502 - South West	147	\$203,000	\$279,857	23	\$68,000	\$90,381
503 - South West	122	\$160,000	\$185,906	108	\$65,000	\$90,293
504 - South West	203	\$135,000	\$157,901	38	\$72,500	\$75,627
505 - South West	173	\$175,000	\$217,190	18	\$94,250	\$107,580
601 - Henderson	26	\$142,485	\$164,944	10	\$87,500	\$87,763
602 - Henderson	75	\$194,000	\$207,906	20	\$70,750	\$77,713
603 - Henderson	26	\$210,000	\$316,323	32	\$118,000	\$108,349
604 - Henderson	26	\$130,000	\$145,031	3	\$95,000	\$94,667
605 - Henderson	74	\$179,250	\$176,602	19	\$110,900	\$105,547
606 - Henderson	177	\$259,900	\$307,709	22	\$72,550	\$87,318
701 - Boulder City	9	\$240,000	\$345,178	1	\$155,000	\$155,000
702 - Boulder City	1	\$230,000	\$230,000	1	\$171,000	\$171,000
800 - Mesquite	4	\$167,500	\$169,750	3	\$73,900	\$84,667
801 - Muddy River (Moapa, Glendale, Logandale, Overton)	1	\$50,000	\$50,000	-	\$0	\$0
802 - Mt. Charleston/Lee Canyon	1	\$255,000	\$255,000	-	\$0	\$0
803 - Indian Springs/Cold Creek	1	\$175,000	\$175,000	-	\$0	\$0
804 - Mountain Springs	1	\$0	\$0	-	\$0	\$0
805 - Blue Diamond	-	\$0	\$0	-	\$0	\$0
806 - State Line/Jean/Goodsprings	-	\$0	\$0	-	\$0	\$0
807 - Sandy Valley	-	\$0	\$0	-	\$0	\$0
808 - Laughlin	2	\$148,000	\$148,000	-	\$0	\$0
809 - Other Clark County	-	\$0	\$0	-	\$0	\$0
810 - Pahrump	36	\$120,950	\$120,172	-	\$0	\$0
811 - Nye County	1	\$170,000	\$170,000	-	\$0	\$0
812 - Lincoln County	2	\$49,950	\$49,950	-	\$0	\$0
813 - Other Nevada	3	\$120,000	\$105,000	-	\$0	\$0
814 - Amargosa Valley	-	\$0	\$0	-	\$0	\$0
815 - Beatty	-	\$0	\$0	-	\$0	\$0
900 - Outside Nevada	-	\$0	\$0	-	\$0	\$0

Source: Greater Las Vegas Association of REALTORS®

For media inquiries, please call George McCabe, B&P Public Relations, at (702) 325-7358.

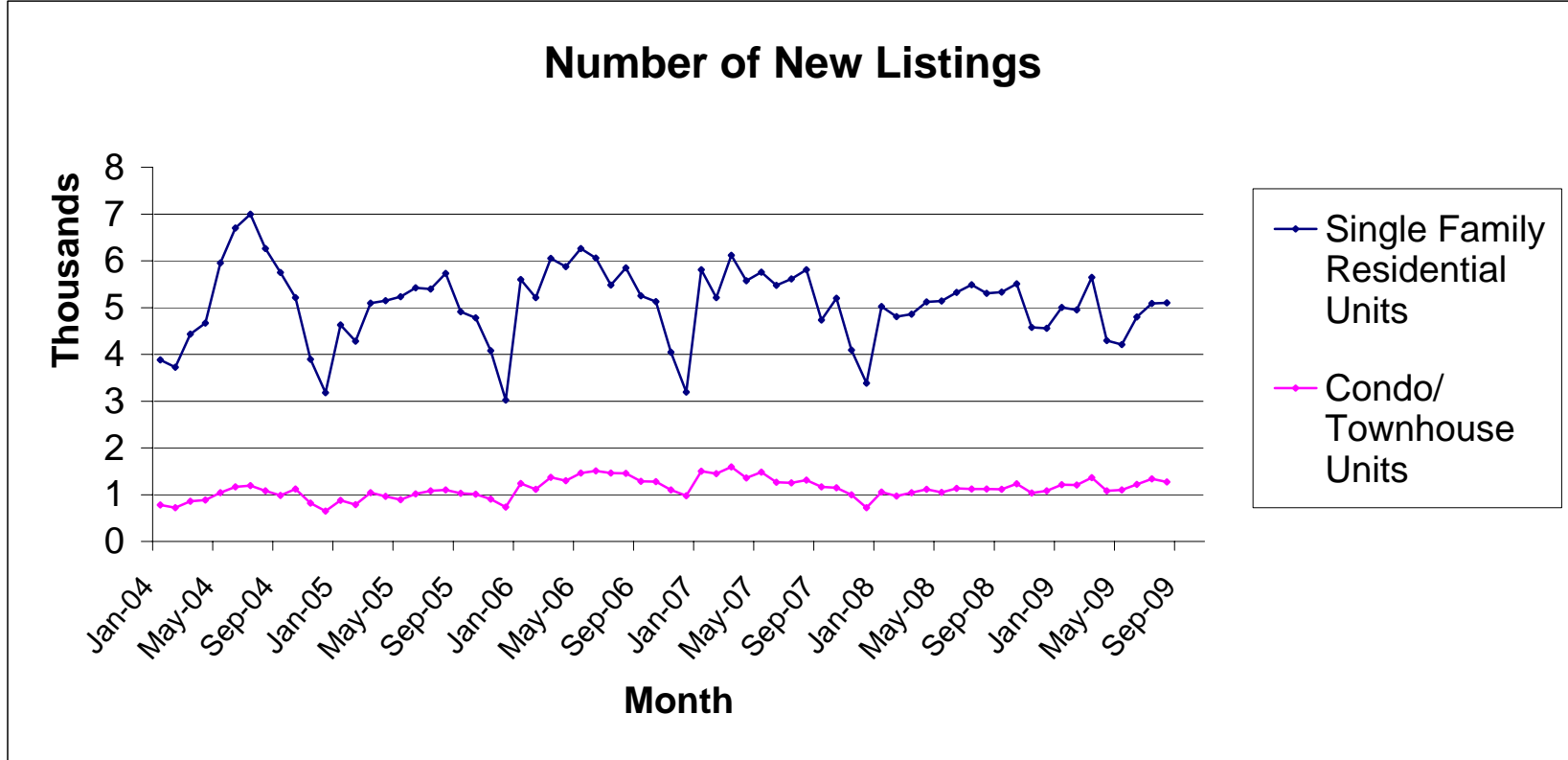
DISCLAIMER: This data is based on information from the Greater Las Vegas Association of REALTORS® (GLVAR) Multiple Listing Service (MLS). This information is deemed reliable but is not guaranteed. MLS collects, compiles and distributes information about homes listed for sale by its subscribers who are real estate agents. MLS subscription is available to all real estate agents licensed in Nevada, but is not available to the general public. Not all licensed agents subscribe to the MLS. MLS does not include all new homes available or listings from non-MLS agents, nor does it include properties for sale by owner. The territorial jurisdiction of the GLVAR as a member of the National Association of REALTORS® includes Clark, Nye and Lincoln Counties, Nevada, and such other areas as from time to time may be allocated to the GLVAR by the Board of Directors of the National Association of REALTORS®.



Source: Greater Las Vegas Association of REALTORS®

For media inquires, please call George McCabe, B&P Public Relations, at (702) 325-7358.

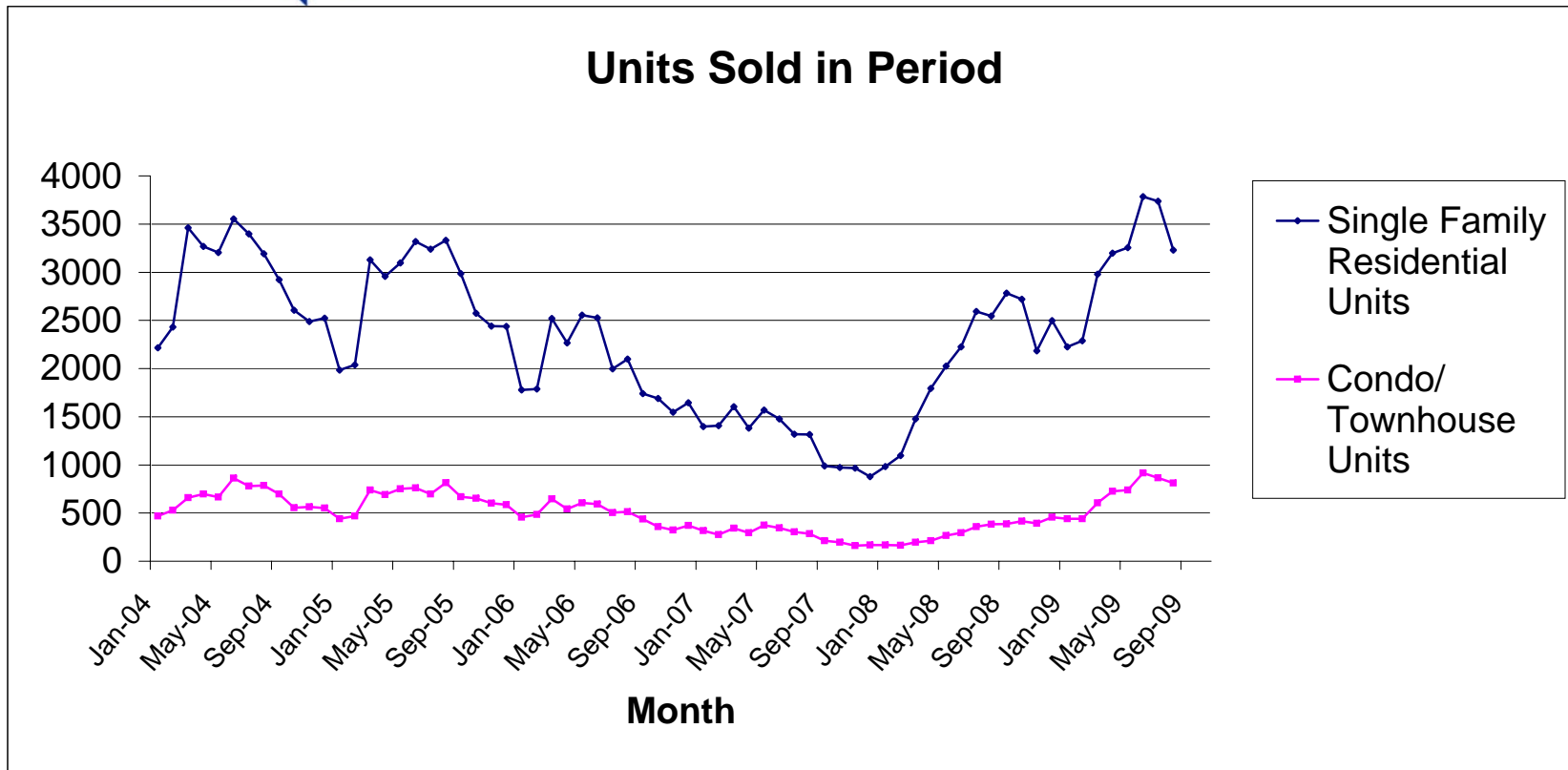
DISCLAIMER: This data is based on information from the Greater Las Vegas Association of REALTORS® (GLVAR) Multiple Listing Service (MLS). This information is deemed reliable but is not guaranteed. MLS collects, compiles and distributes information about homes listed for sale by its subscribers who are real estate agents. MLS subscription is available to all real estate agents licensed in Nevada, but is not available to the general public. Not all licensed agents subscribe to the MLS. MLS does not include all new homes available or listings from non-MLS agents, nor does it include properties for sale by owner. The territorial jurisdiction of the GLVAR as a member of the National Association of REALTORS® includes Clark, Nye and Lincoln Counties, Nevada, and such other areas as from time to time may be allocated to the GLVAR by the Board of Directors of the National Association of REALTORS®.



Source: Greater Las Vegas Association of REALTORS®

For media inquiries, please call George McCabe, B&P Public Relations, at (702) 325-7358.

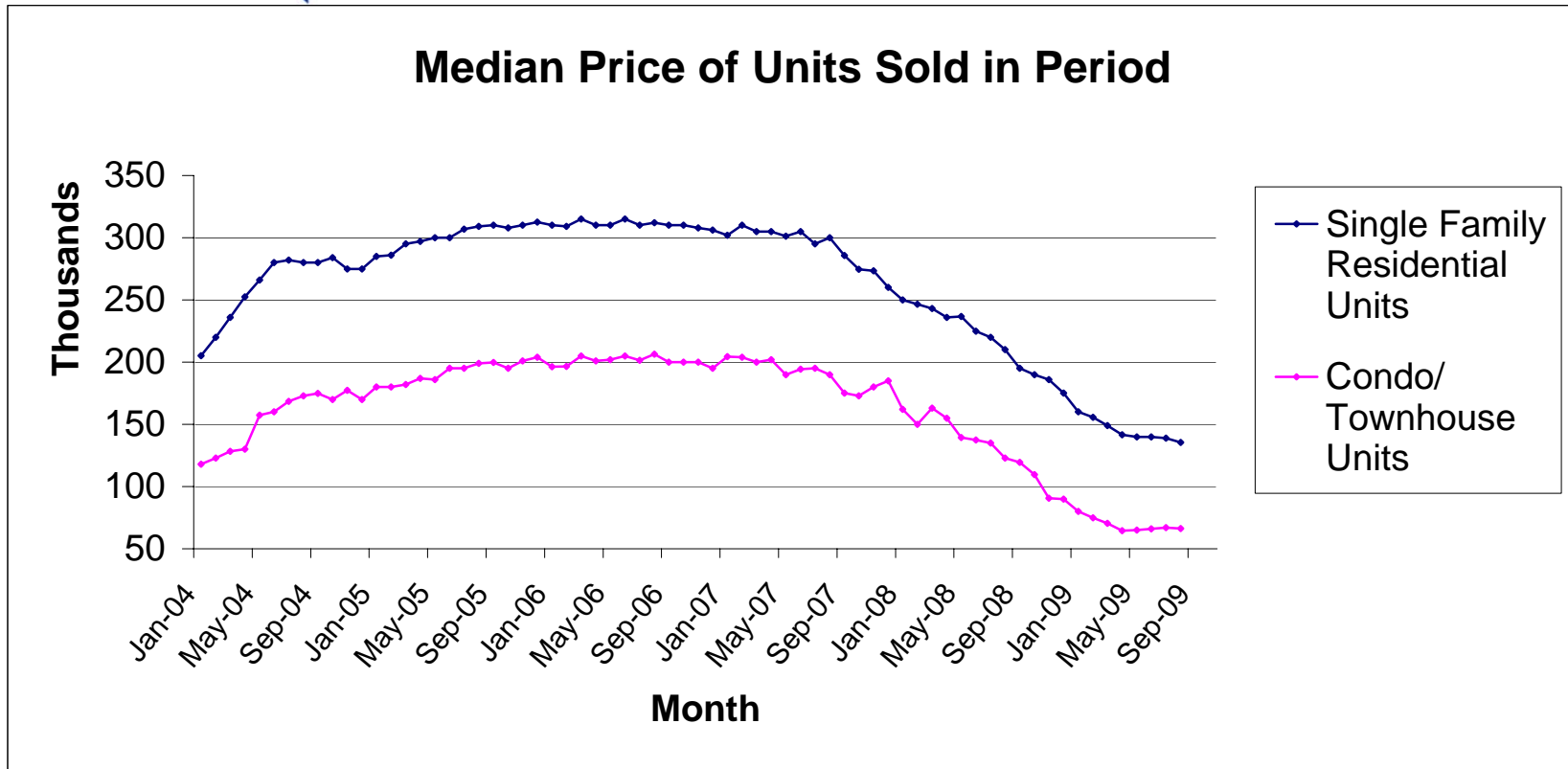
DISCLAIMER: This data is based on information from the Greater Las Vegas Association of REALTORS® (GLVAR) Multiple Listing Service (MLS). This information is deemed reliable but is not guaranteed. MLS collects, compiles and distributes information about homes listed for sale by its subscribers who are real estate agents. MLS subscription is available to all real estate agents licensed in Nevada, but is not available to the general public. Not all licensed agents subscribe to the MLS. MLS does not include all new homes available or listings from non-MLS agents, nor does it include properties for sale by owner. The territorial jurisdiction of the GLVAR as a member of the National Association of REALTORS® includes Clark, Nye and Lincoln Counties, Nevada, and such other areas as from time to time may be allocated to the GLVAR by the Board of Directors of the National Association of REALTORS®.



Source: Greater Las Vegas Association of REALTORS®

For media inquiries, please call George McCabe, B&P Public Relations, at (702) 325-7358.

DISCLAIMER: This data is based on information from the Greater Las Vegas Association of REALTORS® (GLVAR) Multiple Listing Service (MLS). This information is deemed reliable but is not guaranteed. MLS collects, compiles and distributes information about homes listed for sale by its subscribers who are real estate agents. MLS subscription is available to all real estate agents licensed in Nevada, but is not available to the general public. Not all licensed agents subscribe to the MLS. MLS does not include all new homes available or listings from non-MLS agents, nor does it include properties for sale by owner. The territorial jurisdiction of the GLVAR as a member of the National Association of REALTORS® includes Clark, Nye and Lincoln Counties, Nevada, and such other areas as from time to time may be allocated to the GLVAR by the Board of Directors of the National Association of REALTORS®.

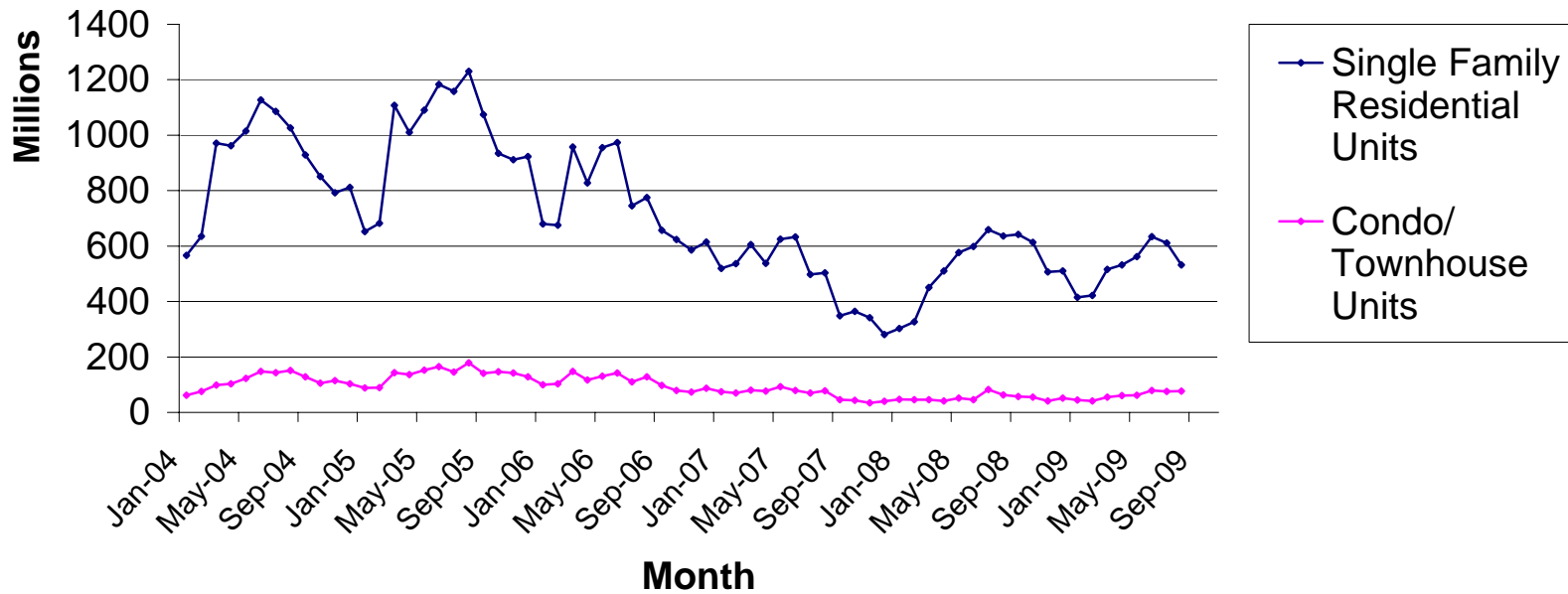


Source: Greater Las Vegas Association of REALTORS®

For media inquiries, please call George McCabe, B&P Public Relations, at (702) 325-7358.

DISCLAIMER: This data is based on information from the Greater Las Vegas Association of REALTORS® (GLVAR) Multiple Listing Service (MLS). This information is deemed reliable but is not guaranteed. MLS collects, compiles and distributes information about homes listed for sale by its subscribers who are real estate agents. MLS subscription is available to all real estate agents licensed in Nevada, but is not available to the general public. Not all licensed agents subscribe to the MLS. MLS does not include all new homes available or listings from non-MLS agents, nor does it include properties for sale by owner. The territorial jurisdiction of the GLVAR as a member of the National Association of REALTORS® includes Clark, Nye and Lincoln Counties, Nevada, and such other areas as from time to time may be allocated to the GLVAR by the Board of Directors of the National Association of REALTORS®.

Total Home Sales Value for Units Sold in Period



Source: Greater Las Vegas Association of REALTORS®

For media inquiries, please call George McCabe, B&P Public Relations, at (702) 325-7358.

DISCLAIMER: This data is based on information from the Greater Las Vegas Association of REALTORS® (GLVAR) Multiple Listing Service (MLS). This information is deemed reliable but is not guaranteed. MLS collects, compiles and distributes information about homes listed for sale by its subscribers who are real estate agents. MLS subscription is available to all real estate agents licensed in Nevada, but is not available to the general public. Not all licensed agents subscribe to the MLS. MLS does not include all new homes available or listings from non-MLS agents, nor does it include properties for sale by owner. The territorial jurisdiction of the GLVAR as a member of the National Association of REALTORS® includes Clark, Nye and Lincoln Counties, Nevada, and such other areas as from time to time may be allocated to the GLVAR by the Board of Directors of the National Association of REALTORS®.